



GREAT LAKES REGION  
OF THE UNITED STATES PONY CLUB

# MEGA RALLY 2024

## June 22-23



*Dressage*



*Western Dressage*



*Show Jumping*



*Horse Management*

# Wyn Farm



Home

Staff

Lessons

Facility

Dressage Schooling Shows

Jumper League Shows

Contact

3100 Noble Road Williamston, Michigan 48895



## WYN FARM



### ABOUT US

Wyn Farm, is a full service equine facility offering boarding, lessons, training and clinics. We specialize in Hunter/Jumper, as well as offering Cross-Country and Dressage training. We offer private lessons, training, and boarding. The farm is conveniently located right off I-96 in Williamston, Michigan which is 20 minutes from MSU's Campus. Owned by Mary and Tom Kivell, the vast 40 acre property offers a full time trainer, 23 stalls, heated tack rooms and heated bathroom, 52 additional stalls for clinics, 4 outdoor arenas, an indoor arena, cross country course and dressage ring available to all clients.



© Elaine Schneider



## FACILITY OFFERS:

### Stabling:

- 32 10x10 shed row stalls
- 20 12x12 shed row stalls

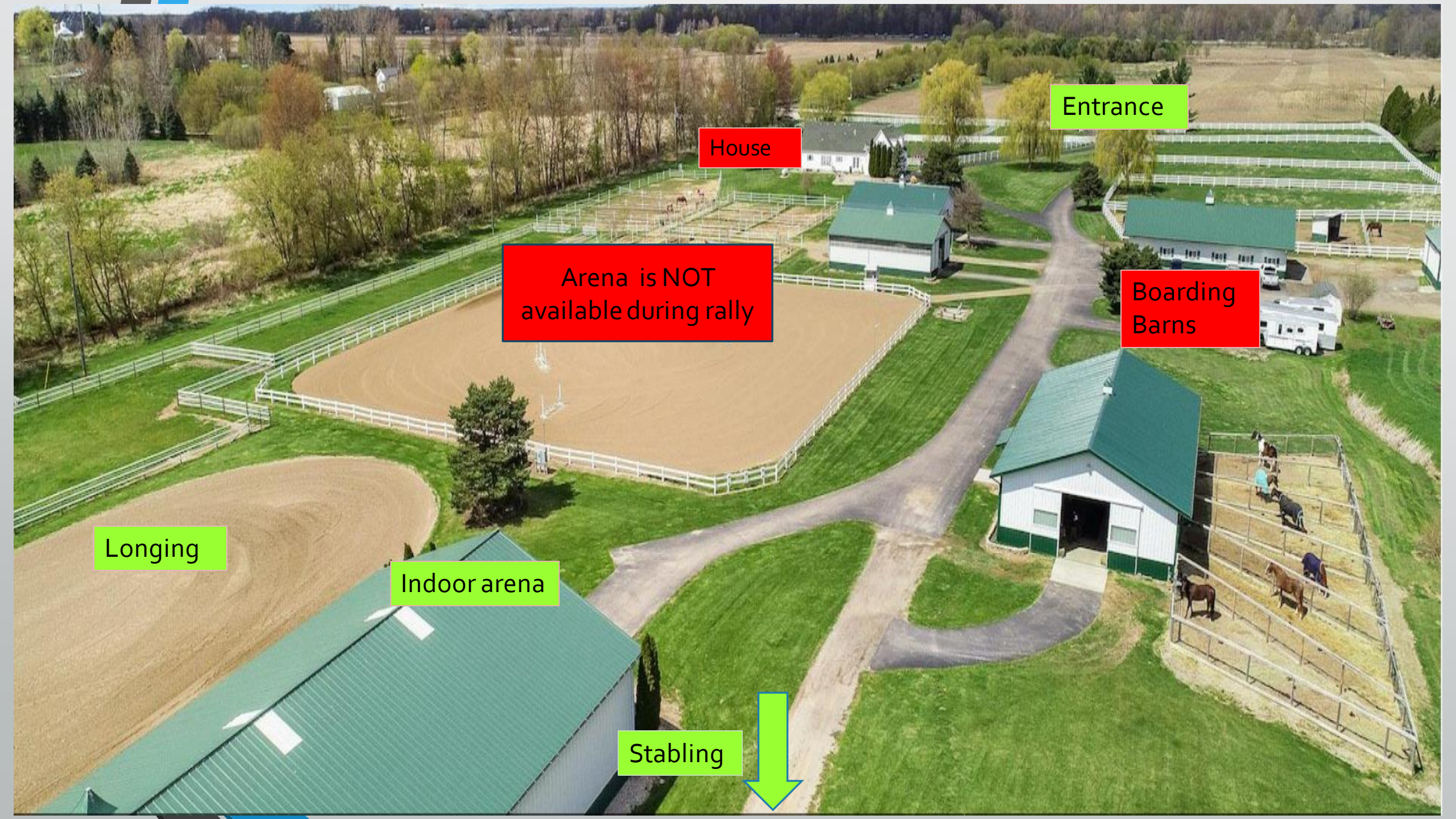
### Arenas:

- 285x300 competition ring
- 70x140 warm up ring
- 80x180 warm up ring

### Amenities:

- Paved driveway
- 40x60 spectators pavilion
- PA system in show grounds
- 2 story horse show office and announcer's stand
- 3 mobile enclosed judges booths with electrical hookup
- 3 temporary restrooms
- 4 12x12 wash rack stalls with running water
- Hunter and Jumper jumps available upon request
- 3 dressage rings
- 10 acre cross country field with over 30 solid fences, starter-training level





Entrance

House

Arena is NOT available during rally

Boarding Barns

Longing

Indoor arena

Stabling



Parking / Camping

Stabling

Boarding Barns

Indoor

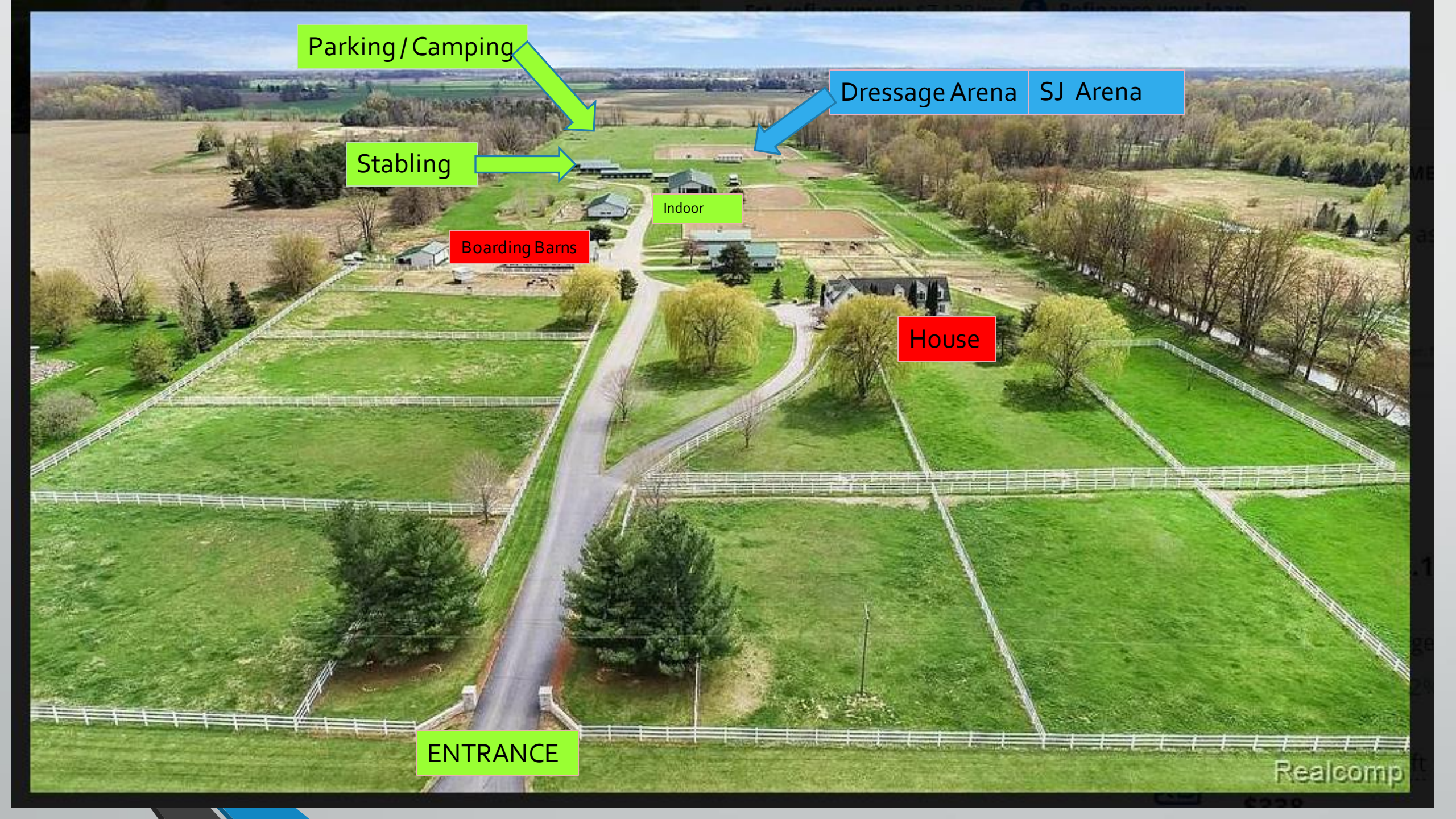
Dressage Arena

SJ Arena

House

ENTRANCE

Realcomp



# June 22nd Dressage RALLY

## June 23rd Show Jumping RALLY

- Friday

- Move in and Set-up on Friday evening 4 – 6 pm
  - Dressage Rally Participants
  - Participants for both Dressage & SJ

- Saturday

- Dressage Rally all Day
- Dressage Awards
- Show Jumping move in for SJ only participants
  - Walk SJ courses & brief meeting
- Dressage Rally only participants move out – must be checked out with official rally organizer

- Sunday

- Show Jumping Rally rounds
- Show Jumping Awards

Make new friends and build Regional relationships!


# Championships

- Can I qualify to go to Championships with this Rally?

**YES**

- Did you fill out the Champs Intent form?
- Be sure to follow Championship rules when choosing the rounds & tests to ride
  - Review Discipline Rulebooks
  - Review Discipline Newsletters

**NOTE: Health Certificates,** only good for 30 days, are required for Kentucky Horse Park



# Dressage

Tests include:

- USDF/USEF Intro to 4<sup>th</sup> Level
  - USEA Starter to Advanced
    - Please make sure they understand and practice any dressage tests they select.
  - Musical Test Training to 4<sup>th</sup> Level
    - Successful musical freestyles involve significant preparation. If selecting a freestyle or a pas de deux, start practicing early.
  - **Dressage Champs Qualifier**
    - Refer to USPC Dressage Newsletter & Rulebook
    - Select the tests to qualify for your level
- NOTE: Standard qualifiers must complete a musical test



MUSIC will need to be added to a "DROPBOX"  
Amy Fidler will email all musical freestyle participants to confirm their music





# Western Dressage

Tests include:

- WDAA Intro, Basic, Level 1 to 5
- Musical Freestyle WDAA Intro, Basic, Level 1 to 5

## Western Dressage Champs Qualifier

- Refer to USPC Western Dressage
- Newsletter & Rulebook to select the tests to qualify for your level

NOTE: Standard qualifiers must complete a musical test



# Show Jumping

## Lower level - Height 0.70m and lower :

- Round 1 - Normal Knockdown with Equitation score
- Round 2 - Knockdown with Qualifying Jump-Off
- Round 3 - Blue Ribbon Round

## Intermediate & Advanced level - Height 0.75m and higher :

- Round 1 - Knockdown with an Equitation
  - Round 2 - Knockdown with Qualifying Jump-Off
  - Round 3 - Two Phase
- **Showing Jumping Champs Qualifier:**
    - Refer to USPC Show Jumping Newsletter & Rulebook
    - Select the rounds to qualify for your level

# Where to find your **Discipline Rulebooks....**

- **USPC website**
- **Profile**
- **Scroll down to this section**

\*\*\*\*Please make sure competitors understand the rules for the disciplines they select including tack and attire.

## **Pony Club Now**

---



Certifications



Rulebooks



Record Book



Shop Pony Club



Blog



Classifieds



Discover USPC



In The Press

## Horse Management Instruction Program

“The Horse Management Program in a USPC club or center must stress and teach safety first, above all else. The health of USPC members and their horses or ponies is of primary importance. To this end, the program for all levels must stress preventive techniques, common sense, and daily routines within a reasonable framework of expectations. USPC members must recognize that all horse sports require effective care of the horse. The instruction program should, therefore, be incorporated into all USPC activities.”

### *Hard Work and Determination*



Pony Club teaches that nothing can be achieved without hard work and determination. It doesn't matter what horse you own or how much money you have. What matters is your drive, your determination, and your work ethic.

# Horse Management

- Be sure to start looking at the Horse Management requirements before rally
- These are great topics to include in your upcoming meetings
  - Stall cards
  - Feed Charts
  - Required Equipment & Rally Kits
  - Practice Jogs (Horse Inspections)
  - Practice stall set up
  - Practice turnout
  - Tack cleaning
- Working as a club / team to get everything ready will make your team stronger.

### D-1 Stall Card

Club or Riding Center: \_\_\_\_\_

Member Name: \_\_\_\_\_

#### Emergency Contact Information

#### Parent/Guardian/Other

Name of contact: \_\_\_\_\_

Phone Number: \_\_\_\_\_

Adult Member Phone Number: \_\_\_\_\_

**Veterinarian:** \_\_\_\_\_

Phone Number: \_\_\_\_\_

**Farrier:** \_\_\_\_\_

Phone Number: \_\_\_\_\_

*\*If using this stall card for a rally please add:*

\*Rider Name(s): \_\_\_\_\_

\*Certification(s): \_\_\_\_\_

\*Competitor Number(s): \_\_\_\_\_

(If there is more than one rider using this mount list all names, competitor numbers and certification levels)



### Mount's Information

Pony or Horse's Name: \_\_\_\_\_

Age: \_\_\_\_\_ Sex: \_\_\_\_\_ Height: \_\_\_\_\_

Vital Signs (optional for D-1 test):

Temp: \_\_\_\_\_ Pulse: \_\_\_\_\_ Resp: \_\_\_\_\_

Stable Vices: \_\_\_\_\_

Allergies: \_\_\_\_\_

List any medications: \_\_\_\_\_

#### Picture or Physical Description of Mount

# HORSE MANAGEMENT

## STALL CARDS

Can be found on  
Website or create  
your own.



# Feed Chart

Mount's Name: \_\_\_\_\_ Stall Number: \_\_\_\_\_ Team: \_\_\_\_\_  
(if available)

Rider's Name: \_\_\_\_\_ Rider's Number: \_\_\_\_\_

	AM Feeding	PM Feeding	Other Feeding
Concentrates/Grain			
Roughage/Hay 1 flake = _____ lbs			
Supplements			

Form of Salt (circle)     Block or Loose  ~  In Feed or Alone

Medication Details

\_\_\_\_\_

## HORSE MANAGEMENT FEED CHARTS

**NOW  
required for  
ALL rallies**

**Can be found  
on Website or  
create your own.**

# HORSE MANAGEMENT FIRST CHECK SET UP & SAFETY

## APPENDIX: First Check - Set Up & Safety

(Post)

### Item B - USPC Horse Management First Check - Set Up & Safety

White

Judge(s): \_\_\_\_\_ Date: \_\_\_\_\_ Team Label Area \_\_\_\_\_

All areas neat and workman like.

Judges: Points should be attributed to individuals whenever possible.

Please use reverse side for any additional comments for each section.

Item	Comment				
	Rider #	Rider #	Rider #	Rider #	Rider/SM #
<b>Stabling &amp; Tack Area (0-10)</b>					
Stall Crads: – Complete Safe stall/trailer conditions, to include: – Doors/horse secured – Water (5 gal/1 day rally, 10 gal/overnight rally) – Stall fixtures/buckets correctly hung – Bedded properly – Salt Tack room and aisle: – Visibly labeled – Organized, neat – Door secured					
<b>Horse Equipment (0-5)</b>					
Halter: – Labeled – Breakaway – Fitted Lead Rope: – Hung outside stall door – Mount safely tied – Stall door properly secured (Stall rallies)					
<b>Feed Room (0-10)</b>					
Visibly labeled Feed Chart: – Posted in feed area – Complete Hay, grain and stable equipment: – Feed labeled and stored correctly – Door secured					
<b>Initial Horse Inspection (0-10)</b>					
– On time – Proper attire – Mount properly presented					
					Total Points (30 Maximum)



# HORSE MANAGEMENT REQUIRED EQUIPMENT

## APPENDIX: Required Equipment List

(Post)

Blue

### Item C - USPC Horse Management Required Equipment Check

All items labeled correctly.

Team/Rider Name: \_\_\_\_\_

Refer to Amplifications for details and suggested items not on this list.

Judges: Points should be attributed to individuals whenever possible.

Judge(s): \_\_\_\_\_


<p><b>Grooming Kits</b> ◆per mount</p> <p>_____ ← Rider Numbers</p> <p><input type="checkbox"/> <input type="checkbox"/> <input type="checkbox"/> <input type="checkbox"/> <input type="checkbox"/> Hoof Pick</p> <p><input type="checkbox"/> <input type="checkbox"/> <input type="checkbox"/> <input type="checkbox"/> <input type="checkbox"/> Curry Comb</p> <p><input type="checkbox"/> <input type="checkbox"/> <input type="checkbox"/> <input type="checkbox"/> <input type="checkbox"/> Dandy Brush (hard bristles)</p> <p><input type="checkbox"/> <input type="checkbox"/> <input type="checkbox"/> <input type="checkbox"/> <input type="checkbox"/> Body Brush (soft bristles)</p> <p><input type="checkbox"/> <input type="checkbox"/> <input type="checkbox"/> <input type="checkbox"/> <input type="checkbox"/> Rub Rag</p> <p><input type="checkbox"/> <input type="checkbox"/> <input type="checkbox"/> <input type="checkbox"/> <input type="checkbox"/> Wet Wipes or 2 Sponges marked 'Dock' &amp; 'Face'</p> <p><input type="checkbox"/> <input type="checkbox"/> <input type="checkbox"/> <input type="checkbox"/> <input type="checkbox"/> Body Sponge</p> <p><input type="checkbox"/> <input type="checkbox"/> <input type="checkbox"/> <input type="checkbox"/> <input type="checkbox"/> Scraper</p> <p><input type="checkbox"/> <input type="checkbox"/> <input type="checkbox"/> <input type="checkbox"/> <input type="checkbox"/> Wash Bucket – (labeled 'Wash Only')</p> <p><b>Individual Equipment</b> ◆per competitor</p> <p>_____ Rider Numbers</p> <p><input type="checkbox"/> <input type="checkbox"/> <input type="checkbox"/> <input type="checkbox"/> <input type="checkbox"/> Saddle Rack</p> <p><input type="checkbox"/> <input type="checkbox"/> <input type="checkbox"/> <input type="checkbox"/> <input type="checkbox"/> Bridle Racks (one per bridle)</p> <p><input type="checkbox"/> <input type="checkbox"/> <input type="checkbox"/> <input type="checkbox"/> <input type="checkbox"/> Boot Trees for tall leather boots (must have leg &amp; toe) Western excluded</p> <p><b>Feeding Equipment for Overnight Rallies Only</b> ◆per mount</p> <p>_____ Rider Numbers</p> <p><input type="checkbox"/> <input type="checkbox"/> <input type="checkbox"/> <input type="checkbox"/> <input type="checkbox"/> Heavy-Duty Feed Tub</p> <p><input type="checkbox"/> <input type="checkbox"/> <input type="checkbox"/> <input type="checkbox"/> <input type="checkbox"/> Top Off Bucket (filled &amp; left outside stall at night, labeled)</p> <p><b>Cleaning Equipment</b> ◆per team</p> <p>_____ Manure Fork or Shovel</p> <p>_____ Rake or Broom</p> <p>_____ Manure Basket or Wheelbarrow</p>	<p><b>Human First Aid Kit</b> ◆per team, easily accessible</p> <p>◆required expiration date current</p> <p>_____ 1 extra Medical Armband with blank USPC or USEA Medical Card</p> <p>_____ Adhesive Bandages (bandaids) assortment of sizes</p> <p>_____ Triple Antibiotic Ointment; exp? _____</p> <p>_____ 3 pair Synthetic Protective Gloves</p> <p><b>Tack Room Equipment</b> ◆per team</p> <p>_____ Flashlight (hung by entrance)</p> <p>_____ Charged Fire Extinguisher Type A or ABC (hung by entrance)</p> <p>_____ Notice Board</p> <p>_____ Trash Container</p> <p>_____ USPC HM Handbook &amp; Competition Rules, all Appendices &amp; Newsletter (current &amp; complete)</p> <p>_____ Discipline Rulebook, all Appendices &amp; Newsletter (current &amp; complete)</p> <p><b>Tack Cleaning Kit</b> ◆per team; refer to Amplification section for details</p> <p>_____ Tack or leather cleaner</p> <p>_____ Tack Sponge</p> <p>_____ Cleaning Cloths</p> <p>_____ Pail</p> <p>_____ Drying Basket for Sponges</p> <p><b>Utility Kit</b> ◆per team</p> <p>_____ Hammer</p> <p>_____ Nails</p> <p>_____ Screwdriver</p> <p>_____ Pliers</p> <p>_____ Scissors</p> <p>_____ Jackknife (capable of cutting rope, hung by entrance)</p> <p>_____ Leather Punch</p> <p>_____ Duct Tape— at least 1/2 roll</p> <p>_____ 2 USPC logo Pins (minimum)</p>	<p><b>Equine First Aid Kit</b> ◆per team, easily accessible</p> <p>◆required expiration date current</p> <p>_____ Petroleum Jelly</p> <p>_____ Digital Thermometer</p> <p>_____ Liniment— at least 1/2 bottle</p> <p>_____ Isopropyl Alcohol— at least 1/2 bottle</p> <p>_____ Antibacterial or Antimicrobial or Antiseptic Scrub</p> <p>_____ Topical Antibacterial or Antimicrobial or Antibiotic Agent (min 2 oz; exp? _____)</p> <p>_____ 4" x 4" Sterile Wound Dressing Gauze Pads - minimum of 8</p> <p>_____ 1 roll Gauze (2" min. width)</p> <p>_____ 2 Flexible Stretch Adhesive/Cohesive Bandages</p> <p>_____ 1 Lb. Roll 12" Absorbent Cotton</p> <p>_____ Bandage Scissors (blunt end, capable of cutting bandage)</p> <p>_____ 1 Roll Adhesive Tape (1" minimum width)</p> <p>_____ Set(s) of 4 stable wraps, with suitable pads to fit all team horses</p> <p><b>Extra Equipment</b> ◆per team; clean to highest certification level appropriate for discipline</p> <p>◆sufficient to fit all team mounts/ members</p> <p>_____ 2 extra Lead Ropes, one with Chain Shank</p> <p>_____ Halter(s) (adjustable, breakaway)</p> <p><b>Specific for ENGLISH</b></p> <p>_____ Complete Bridle(s) with Bit(s) for discipline</p> <p>_____ Girth(s)</p> <p>_____ Pair(s) Stirrup Leathers &amp; Irons</p> <p>_____ 2 Rubber Bands &amp; Leather Tabs (if any rider uses Peacock Irons)</p> <p><b>Specific for EVENTING</b></p> <p>_____ Extra 5-gallon wash bucket per horse for Vet Box</p> <p><b>Specific for WESTERN</b></p> <p>_____ Head stall with bit and reins</p> <p>_____ Rawhide Latigo laces or tie strings (at least 8 pieces)</p> <p>_____ Latigo and off side billet complete with rawhide latigo tie</p> <p>_____ Cinch(es)</p> <p>_____ Chicago screws (at least 10 w/flathead screwdriver)</p> <p>_____ Stirrup hobbles</p> <p><b>Specific for POLOCROSSE</b></p> <p>_____ Extra Racket</p> <p>_____ Breastplate(s) or breastcollar</p> <p>_____ 2 Pair Boots or Bandages</p> <p>_____ 2 Pair Bell Boots</p> <p>_____ 1 Standing Martingale or Tiedown if used for any mount on the team</p> <p>_____ Extra 5-gallon wash bucket per horse</p> <p style="text-align: right;">Maximum Points: 30</p>																
<p><b>Mounted Competitors</b></p> <table border="1" style="width: 100%;"> <thead> <tr> <th>Rider #</th> <th>Rider #</th> <th>Rider #</th> <th>Rider #</th> <th>Rider #</th> <th>SM or Team (SM#)</th> <th>Total Score</th> </tr> </thead> <tbody> <tr> <td> </td> <td> </td> <td> </td> <td> </td> <td> </td> <td> </td> <td> </td> </tr> </tbody> </table>					Rider #	Rider #	Rider #	Rider #	Rider #	SM or Team (SM#)	Total Score							
Rider #	Rider #	Rider #	Rider #	Rider #	SM or Team (SM#)	Total Score												

# HORSE MANAGEMENT

## REQUIRED EQUIPMENT


### Cleaning Equipment

◆ per team



— Manure Fork or Shovel

— Rake or Broom



— Manure Basket or Wheelbarrow

**TIP:** It is more efficient if EVERY TEAM MEMBER has their own cleaning equipment. You only need a team set but, keep in mind, they are ALL trying to use the same equipment at the same time..... morning chores and stripping stalls are key times for everyone to need these tools

# Sign Up on Wufoo

**Please be prepared to enter and upload all required forms and information at time of entry.** Unfortunately Wufoo DOES NOT save work so you will want to enter at one sitting. We recommend that you have each of your competitors fill out the rally worksheet and have that in front of you while completing this entry form.

- **Rally Worksheet is included in the packet**
- Rally cost is \$180 for a mounted competitor, \$25 for a stable manager
- You will **pay all fees** once you submit the entry.
- Pay via credit card, debit or PayPal.
- **Documents needed at the time of sign up:**
  - Coggins for each horse
  - Proof of Flu vaccination
  - Coaching form (required for all Show Jumping)
  - Chaperone form (1 form per team)
  - Consent to Rally with Senior members (complete for every member under the age of 18 if a senior member is on the team)
  - Emergency Contact Form (complete for members over the age of 18)
  - Wyn Farm Liability Form (complete for each participating member)

**CLOSING DATE**  
**Friday, 5/24/24**

# Volunteers! The key to any successful rally!

- Think about trying a new volunteer position
  - Scoring
  - Scribe for Dressage
  - AHMJ – Assistant Horse Management Judge
  - Set up team
- Even if not assigned please have as many possible club volunteers to.....
  - Step in and help set up the arena
  - Step in and take down the arena
    - These are big jobs that we can all help to carry the load by carrying a few things IN & OUT of the arena

# Do you have the traveling trophies?



Please contact Kim Heaman to make arrangements to get the traveling trophies to the Mega Rally.

# QUESTIONS

